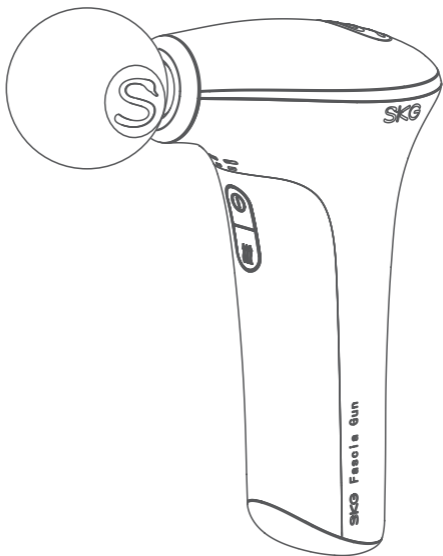


SKG



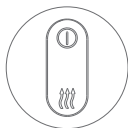
BODY MASSAGER


Directions for use


Product overview

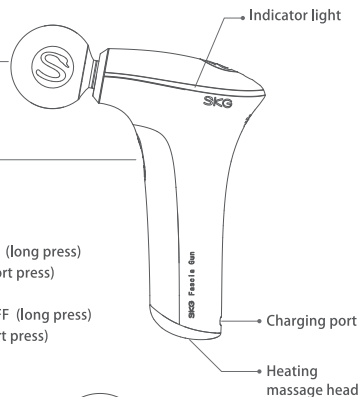
Main body

Massage head
(replaceable)



 Power On/OFF (long press)
MODE key (short press)

 Heating On/OFF (long press)
Level key (short press)



Massage heads



Gentle and soothing massage head (soft)



Deep relaxing
massage head (hard)

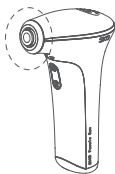


Hand-simulating massage head

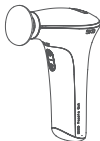
Directions for use

Installation/replacement of massage heads

Choose a massage head and insert it into the round hole at the front end of the fascia gun.



Installation effect



ⓘ On/OFF & MODE key

Long press the power button to power on or off the fascia gun.

※ It is suggested to use the fascia gun 5 seconds after power-on.
! Do not use it during charging.

Intensity switching

After power-on, user can press the power button to switch to intensities 1、2、3 successively.

🔥 Heating on/off

Press and hold the key to activate or deactivate the hot compress state.

Hot compress state switching

After power-on, user can press the heating button to switch the temperature, and it can switch three states as below: low temperature, medium temperature and high temperature in turn.


Machine protection state

1. In the event of machine blockage, the red lamp is normally ON, and the no-load operation is recovered automatically;
2. In the event of machine blockage, the red lamp is normally ON; if the blockage lasts for 15 seconds, the machine will automatically shut down;
3. High temperature protection; when the motor temperature goes above 120° C, the machine automatically shuts down after the red lamp flashes three times; the machine can be turned on and used again after three minutes.

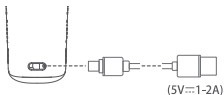
Power indicator

Indicator	Status	Description
Power state		
Red	Two lights on the tail flash	Battery level $\leq 10\%$
Orange	Two lights on the tail flash	Charging after power-off
Green	Two tails are always on	Completion of charging
Operating status		
Blue and cyan-blue	Fast turn	Intensity 1
Blue and purple	Fast turn	Intensity 2
Orange red	Fast turn	Intensity 3
Hot compress state		
Blue	Always on	Low temperature
Orange	Always on	Medium temperature
Red	Always on	High temperature
Machine protection state at high temperature		
Red	Flashes three times	Shut down at high temperature

| Charging

Do not use the fascia gun during charging. 

In battery low indication, charge it by connecting one end of the Type-C USB cable into it and the other end with the charger. The power indicator is orange during charging or green after full charging.



| Packing list



x1

Host



x1

Gentle and soothing
massage head
(soft)



x1

Deep relaxing
massage head
(hard)



x1

Hand-simulating
massage head



x1

Type-C
charger cable



x1

Storage bag



x1

user manual

I Precautions for hot compress:

Warning (hot compress):

Low temperature:

continuous hot compress on the same part for more than 30 minutes may cause low temperature scalding;

Medium temperature:

continuous hot compress on the same part for more than 10 minutes may cause low temperature scalding;

High temperature:

continuous hot compress on the same part for more than 1 minute may cause low temperature scalding;

Use with caution or do not use (hot compress) in any of the following circumstances:

1. Patients with ulcers, burns or certain skin diseases on the skin surface are strictly prohibited from hot compress;
 2. People with sensitive skin shall be avoided from long-term hot compress, so as to avoid low-temperature scalding;
 3. Patients suffering from hypertension, diabetes, stroke, brain nerve abnormalities and heart, liver and kidney dysfunction, etc., can be subject to hot compress under the guidance of a doctor;
 4. Pregnant women and parturients are prohibited from using this product for hot compress;
 5. Patients with acute purulent inflammation, high fever, unconsciousness, temperature sensory disturbance or poor physical response ability are prohibited from using the hot compress function;
 6. Patients with bleeding or bleeding tendency are prohibited from using the hot compress function;
 7. Patients with acute soft tissue injuries, such as sprains, strains, contusions and other subcutaneous congestion, shall not be subject to hot compress within 24 to 48 hours;
 8. Women with irregular menstruation, uterine bleeding, etc., can use the hot compress function under the guidance of a doctor;
 9. The elderly, children and patients who cannot express their wishes freely shall use with caution or not cause the hot compress function;
 10. It is forbidden to use hot compress on delicate parts of the face, eyes, genitals, important blood vessels and organs;
 11. It is forbidden to use hot compress at the treatment site of metal grafts and the site of malignant tumor lesions;
- This appliance is not intended for use by persons (including children) with reduced physical, sensory or mental capabilities, or lack of experience and knowledge, unless they have been given supervision or instruction concerning use of the appliance by a person responsible for their safety.
 - Children should be supervised to ensure that they do not play with the appliance.
 - The appliance must only be supplied at safety extra low voltage corresponding to the marking on the appliance.
 - Do not expose the appliance or battery to excessive temperatures.
 - This appliance contains batteries that are non-replaceable. When the battery is at end of life, the appliance shall be properly disposed of.

- The appliance has a heated surface. Persons insensitive to heat must be careful when using the appliance.

Contraindications

- Cancer patients should never use the product.
- Patients once receiving Kirschner wire fixing operation should never use the product. (Do not use the product on any fractured part).
- Osteoporosis patients should never use the product.
- Phlebothrombosis or pulsing patients should never use the product.
- Hypertension patients should never use the product.
- Pregnant women should use the product carefully. Do not use the product on parts close to the abdomen.
- Kidney stone patients should use the product carefully. Do not use the product on parts close to the kidneys
- Varicosity patients should never use the product.
- Acute inflammation patients should never use the product.
- Never use the product to massage the patellas, the tibias, the metatarsal bones, etc.
- Never use the product to massage spines directly.
- Never use the product to massage the cervical vertebrae directly.
- Never use the product to massage the facial muscles directly.
- Never use the product to massage a single part for more than 4 to 5 minutes.

Indications

- Relaxing after strength conditioning training
- Rehabilitation training
- muscular fascia relaxing and soft tissue extensibility improving
- Myalgia and fascia fatigue
- Strength conditioning training

Safety instructions

- To avoid skin damage, it is not suggested to use the product to massage skin surface directly. Place dry and clean clothes or towel on the part to be massaged and then press and move the product gently.
- Do not use the high speed mode or the high pressure mode for the head or any part with bone(s) but use it for soft tissues only while there is neither pain nor discomfort.
- Frequent high-speed or high-pressure massage on a single part may result in abrasion. In the case of pain or discomfort, stop the massage immediately.
- Keep fingers, hair or any hairy parts away from the product's stretching part to avoid pain or injuries.
- Do not discard or improperly use the product.

- Do not refit the product.
- Do not make the product work or charged in an unattended condition.
- Only adults are supposed to use the product.
- People with any contraindication should use the product after consulting with a doctor.
- The device has a heating surface, people who are not sensitive to heat must pay attention to it



DISPOSAL: Do not dispose this product as unsorted municipal waste. Collection of such waste separately for special treatment is necessary.

This product must not be disposed together with the domestic waste. This product has to be disposed at an authorized place for recycling of electrical and electronic appliances.

By collecting and recycling waste, you help save natural resources, and make sure the product is disposed in an environmental friendly and healthy way.


| Precautions

- Before starting the product, make sure there is no obstacle in front of its massage head. If affected by any obstacle, the product will stop for some time and try to get started again after that.
- The product is not waterproofing. Keep it from water and other liquids.
- Do not disassemble the product. In the case of abnormal operation due to disassembling, please send it back to us for debugging. All the costs hereby caused shall be borne by you.
- The motor surface temperature may rise after long-time continuous operation.
- The product may get damaged and work abnormally in the case of falling or collision. In this case, contact our after-sale service department in time.

| Storage and maintenance

- Put the product in a place unreachable to children and pets.
- Never put the product close to heat sources (such as stoves or heaters) or in cars in hot days.
- Store the product in a dry place.
- To avoid damage to the battery, do not overcharge or overdischarge it.
- Do not use the product when it is too hot or too cold.

| Parameters

Product name	Body massager
Model	F5-EN
Battery capacity	1800mAh
Rated input power	9W
Rated input voltage	5V 
Product dimensions	157*99*47 mm
Charging mode	Type-C USB cable
Weight of main body	300g

| Warranty service

Scope of warranty service :

- Within one year following the product' s purchase date, the main body used normally fails not due to any human factor
- The product fails not due to disassembling, refit, adding of any unexpected item or any other human factor
- Consumer can provide a warranty service proof (formal invoice, receipt or purchase information screenshot)

In either of the following circumstances, we will not provide warranty service :

- Consumer cannot provide a formal purchase proof
- The product is damaged due to any human factor or force majeure.

QUALIFIED CERTIFICATE

Checker _____


Production Date _____

Recycling of products and its parts

Suggestive instructions for recycling

To protect the environment, consumer is responsible to separate the discarded product or its parts from household waste and send it (or them) to a qualified recycling station to be disassembled and recycled as specified by the state.

Restriction of Hazardous Substances in product

Part	Chemical substance symbol									
	Pb	Hg	Cd	Cr(VI)	PBB	PBDE	DEHP	BBP	DBP	DIBP
Hardware parts	×	○	○	○	○	○	○	○	○	○
Plastic parts	○	○	○	○	○	○	○	○	○	○
PCB	×	○	○	○	○	○	○	○	○	○
Battery pack	×	○	○	○	○	○	○	○	○	○
accessories	×	○	○	○	○	○	○	○	○	○
Motor	×	○	○	○	○	○	○	○	○	○
<p>○: The "o" indicates that the percentage content of the substance to be calculated is not exceeding the reference percentage content specified in RoHS Directive 2011/65/EU.</p> <p>×: The "X" indicates the percentage content of the substance to be calculated corresponds the exemption from content marks specified in RoHS Directive 2011/65/EU.</p>										
<div style="display: flex; align-items: center;">  <div style="margin-left: 20px;"> <p>The product has an environment-friendly life of ten years that is determined according to the product's design characteristics.</p> <p>The precondition of the environment-friendly life is that the product is operated correctly as instructed in its User's Manual.</p> </div> </div>										

Notes:

- Any other part of the product, that is not mentioned in the table above, or any homogeneous material of it does not contain any hazardous substance.
- Any part of the product, that contains any hazardous substance as described in the table above, and its homogeneous materials all meet the requirements of RoHS Directive 2011/65/EU.

Precautions when discarding the product

Please use a rechargeable battery (lithium ion battery).



Danger

Please use a rechargeable battery for the product only.

Do not charge a rechargeable battery taken out from the product.

- To avoid overheating, do not throw the battery into fire.
- Do not penetrate the battery with a nail, or impact it with a heavy force or refit it.
- Do not connect the battery electrodes directly with any metal.
- Do not store the battery with necklaces, hairpins, etc.
- Do not charge, use or store the product close to stove, under blazing sunlight, etc.

In any of the circumstances above, the battery may be heated, catch fire, burst, etc.



Warning

Put the chargeable battery taken out from the product in a place unreachable to infants and young children to avoid careless swallowing.

- In the case of careless swallowing, see a doctor at once.
- In the case of electrolyte leakage, do not contact with bare hands but handle as below:
- In the case of electrolyte contact with eyes, eyes may get blind. Do not rub eyes with bare hands, flush with clean water and see a doctor at once. In the case of electrolyte contact with other body parts or clothes, there may be skin inflammation or injuries. Flush with clean water and, if necessary, see a doctor at once.
- The battery can be dismantled only when the product is discarded, otherwise there may be fire, electric shock, injuries, etc. If repair is needed (excluding the case of battery replacement), consult with the shop from which you bought the product about it.

The lithium ion battery used by the product is a recyclable and renewable valuable resource. When discarding it, please have it handled by a professional agency that can recycle chargeable batteries. Before discarding the product, power it off and take the lithium ion battery out from it following the steps below. The battery is to be disposed of safely.

1. Disassemble the top housing with help of a professional tool.
2. pull out the battery terminals from the PCBA.
3. Use a professional cutter to cut off the bottom housing and then take out the battery.

Wear Future Technologies Co., LTD

Add: 23A Floor, Building 3, Zhongke R&D Park, No. 009, Gaoxin South 1st
Road, High-tech Zone Community, Yuehai Street, Nanshan District,
Shenzhen

For more information, please visit www.SKG.com